



LED RGB SPOTS AND MOUNTING SLEEVES

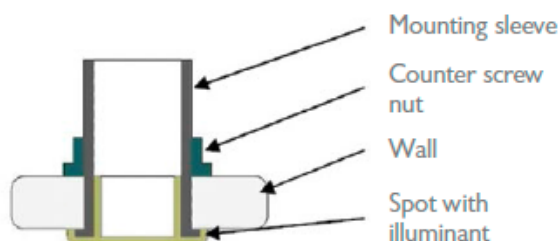
FUNCTION DESCRIPTION

The spots have been especially developed for the use in Wellness areas and steam rooms. The protection class is IP65 and they are operated with low voltage. Furthermore the light bulb can be exchanged easily when the spots are already installed and sealed in. The spots are available in RGB or warm white. An easy installation is ensured as the spots are prepared for plug and play.

SCOPE OF DELIVERY

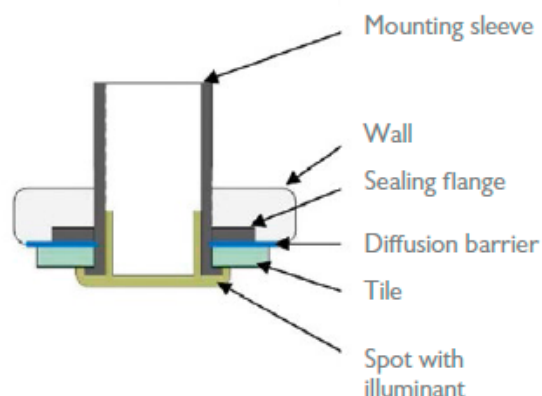
System for pre-coated, GFK or Aluminum surface:

- Spot LED-RGB 3 x 1 Watt multicolor IP65 stainless steel chrome plated or alu coated (color on demand), lense beamless
- Installation boring 42 mm
- Cover 60 mm outer diameter
- Mounting sleeve D 42 x 110 (40) mm with counter nut
- Incl. connection cable 20 cm JST



System for tiled surfaces:

- Spot LED-RGB 3 x 1 Watt multicolor IP65 stainless steel chrome plated or alu coated (color on demand), lense beamless
- Installation boring 42 mm
- Cover 60 mm outer diameter
- Mounting sleeve D 42 x 110 (40) mm with sealing flange
- Incl. connection cable 20 cm JST



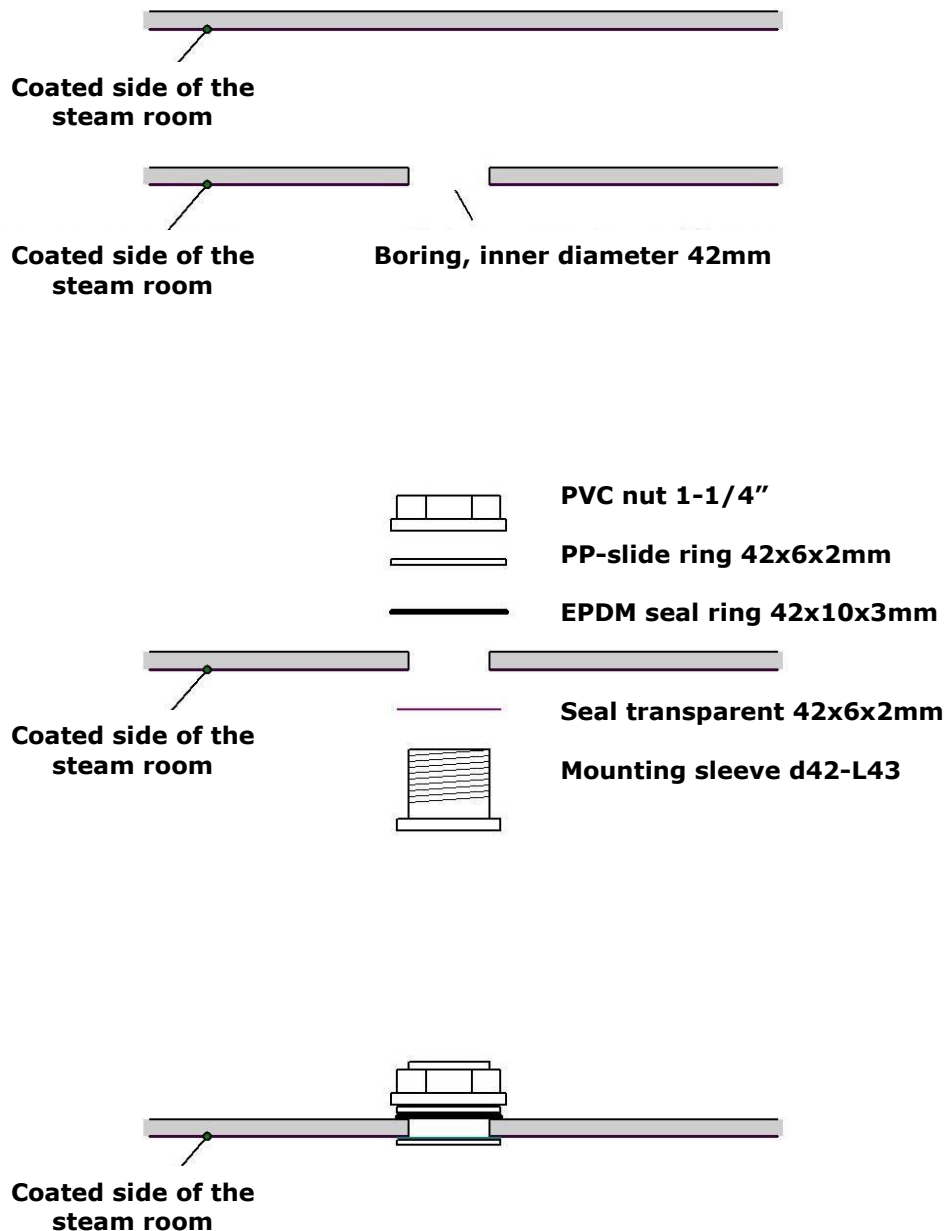
TECHNICAL DATA

Electrical supply	350 mA
Power supply	3 x 1 W
Light colours	Red - Green - Blue
Installation boring	42 mm
Weight	app. 0.25 kg
Installation depth	55 mm or 125 mm Depending on mounting sleeve
Diameter of the cove	60 mm

ACCESSORIES / OPTIONS

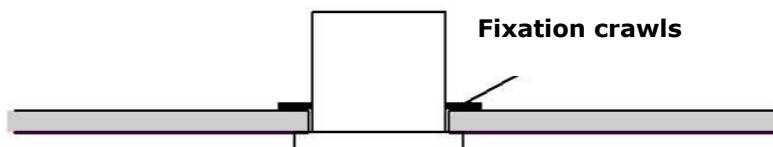

- The spots are connected in serial. For the connection of the single spots there are extension cables available: 1.5 - 2.5 - 5.0 - 7.0 m.
- Also available in warm white

**Installation of the mounting sleeves for LED spots
in GFK / plastic or aluminium ceilings**



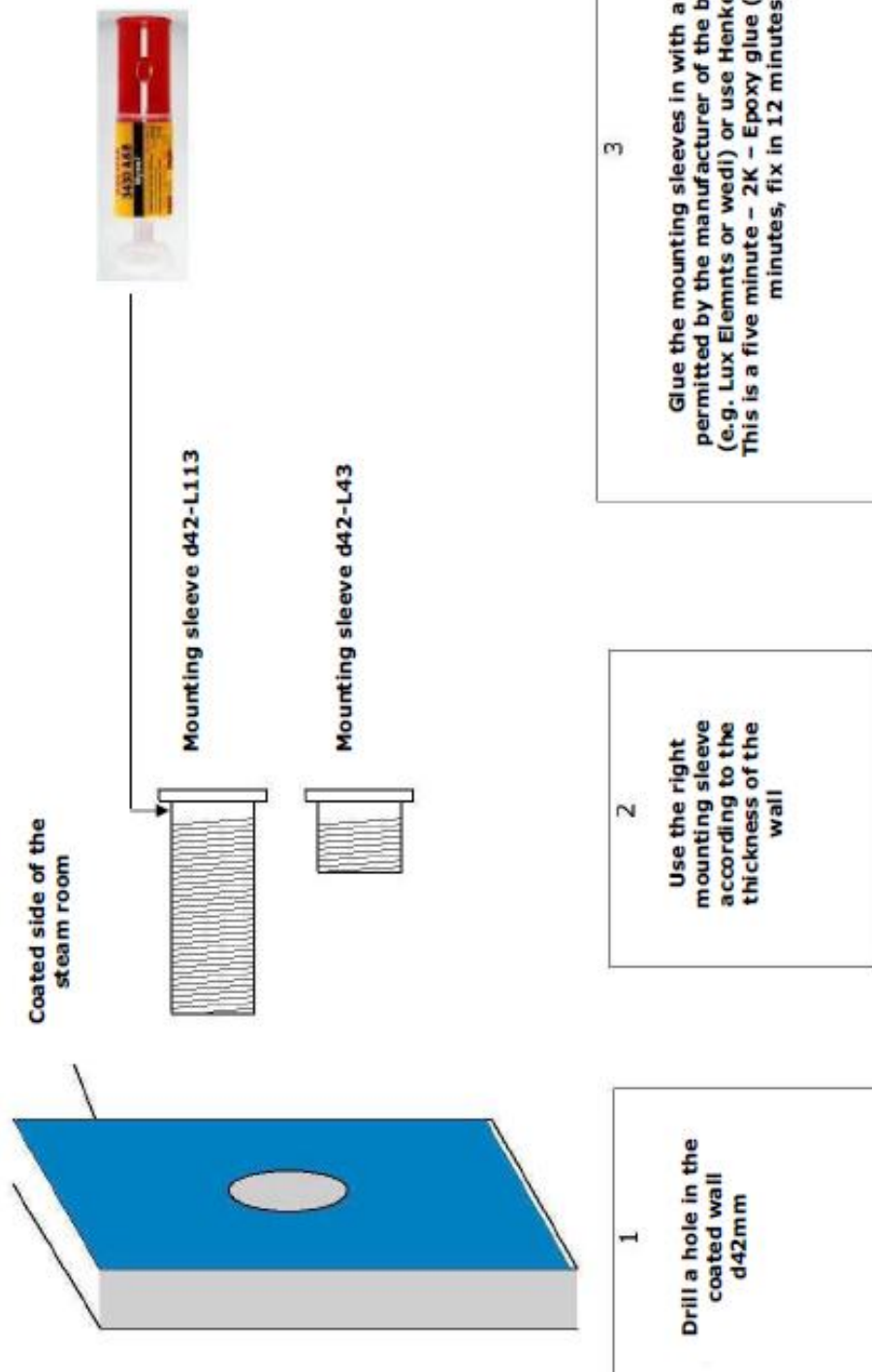
Subject to change - 2014

Installation of the mounting sleeves for LED spots in cavity walls or ceilings



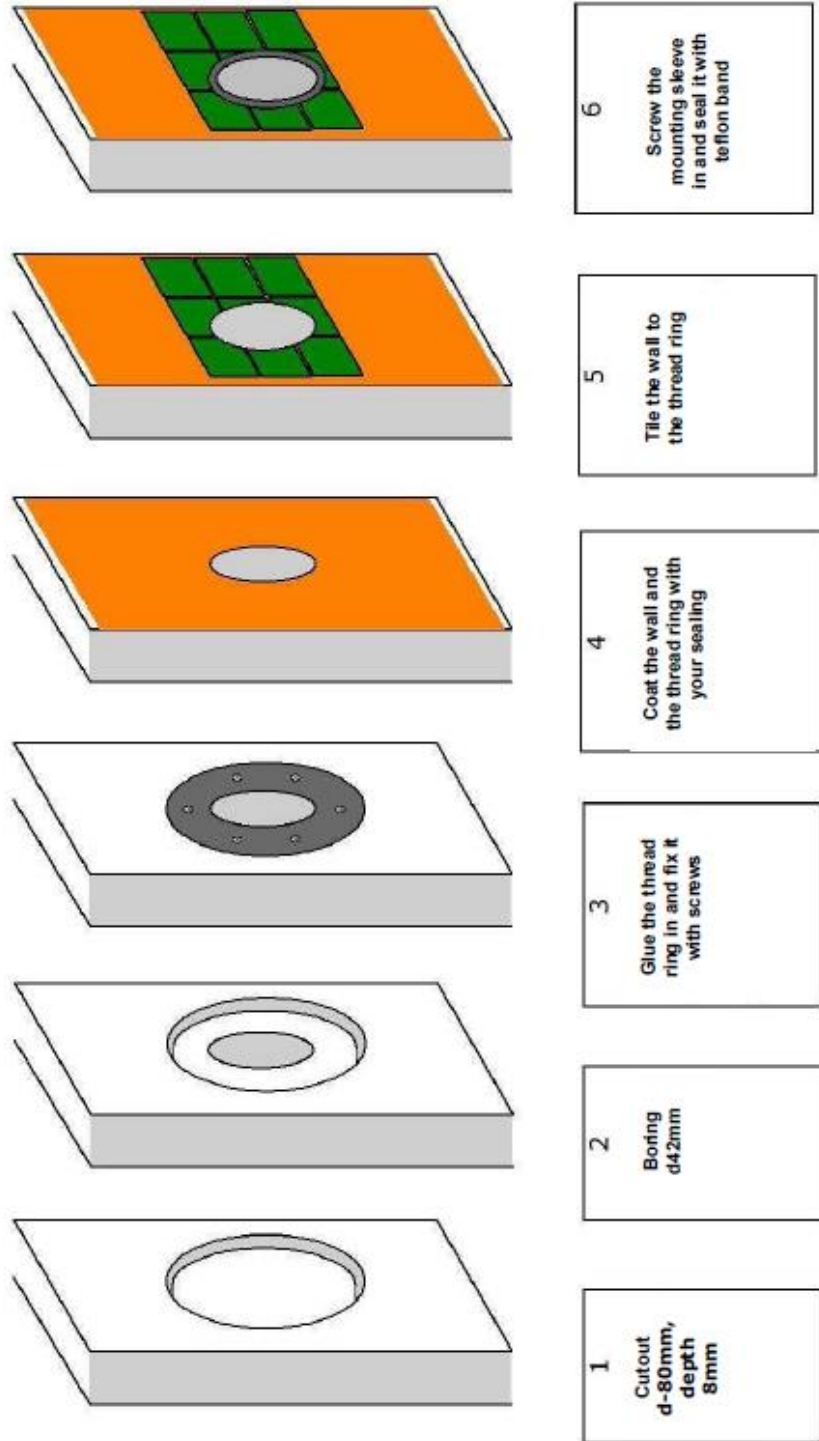
Subject to change - 2014

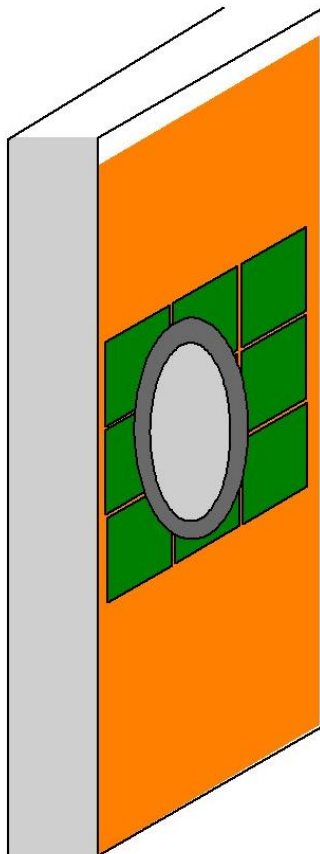
Installation of the mounting sleeves for LED spots in coated walls or ceilings



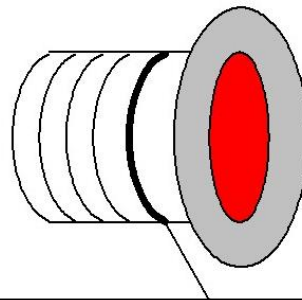
Installation of the mounting sleeves for LED spots in a tiled walls or ceilings

Installation of the mounting sleeves for LED spots in a tiled walls or sealings



Putting the LED RGB spot into the mounting sleeve

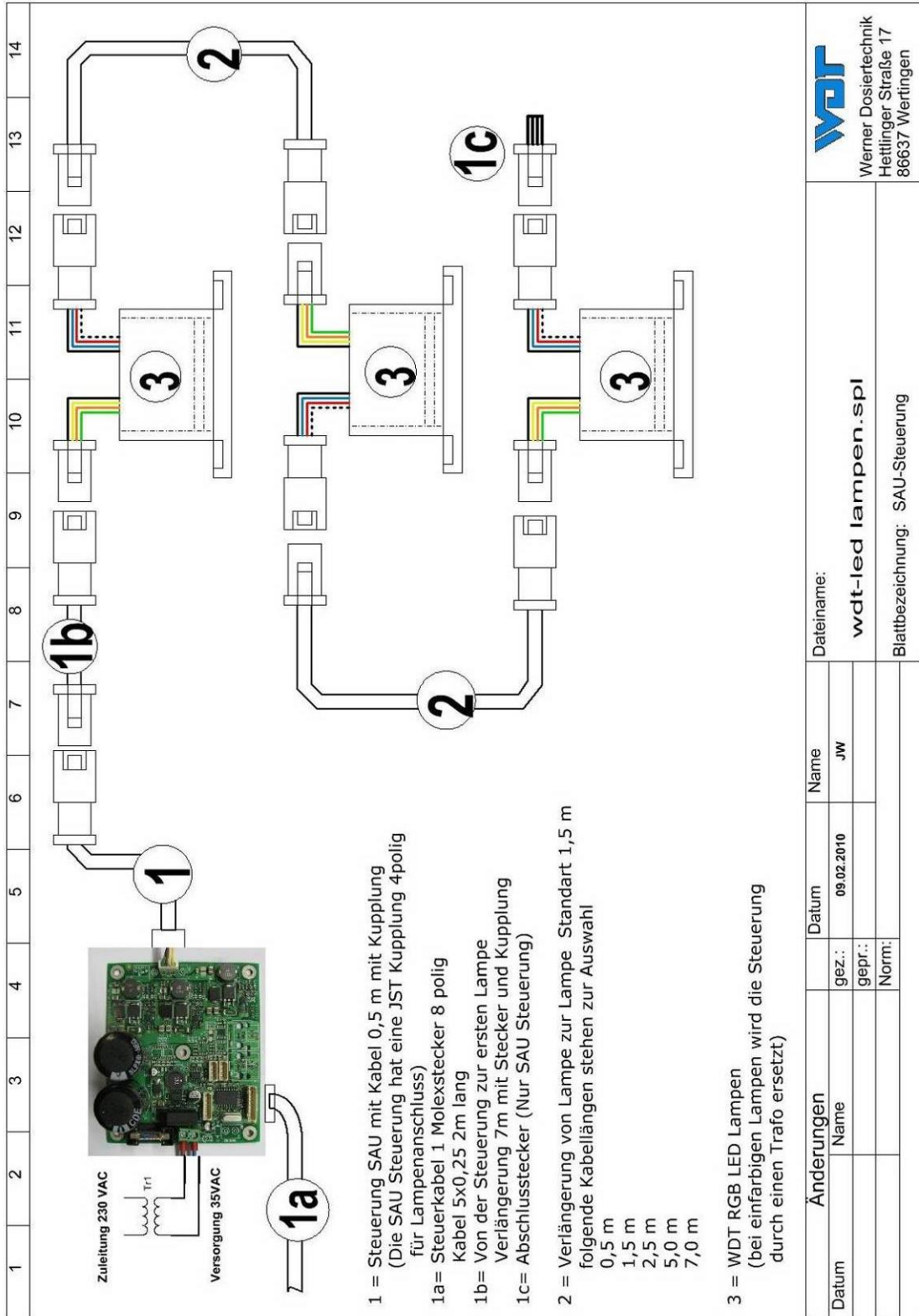
Steam romm wall/ sealing with installed mounting sleeve as described above























- Grease the incl. O-Ring
- Screw the spot into the mounting sleeve

Subject to change - 2014




SAU controller



Subject to change - 2014

	<p>LED Spots stainless steel chrome plated Outer diameter 60mm</p> <p>Part No.: 21625 light color RGB   </p> <p>Part No.: 21640 light color warm white </p>
	<p>LED Spots stainless steel gold plated Outer diameter 60mm</p> <p>Part No.: 21775    light color RGB</p> <p>Part No.: 21773 light color warm white </p>
	<p>LED Spots Aluminum white coated Outer diameter 60mm</p> <p>Part No.: 21776    light color RGB</p> <p>Part No.: 21510 light color warm white </p>
	<p>LED Spots stainless steel chrome plated for Saunas Lense beamless + glas rod Cover 60 mm outer diameter incl. connection plug 20 cm JST-Stecker</p> <p>Part No.: 22427    light color RGB</p> <p>Part No.: 22671 light color warm white </p>



Subject to change - 2014

	<i>Extension cables for LED lamps</i>
	<p>Part No.: 20904 Extension with plug and coupling JST 0,5 m</p> <p>Part No.: 20905 Extension with plug and coupling JST 1,5 m</p> <p>Part No.: 20748 Extension with plug and coupling JST 2,5 m</p> <p>Part No.: 20906 Extension with plug and coupling JST 5,0 m</p> <p>Part No.: 21190 Extension with plug and coupling JST 7,0 m</p> <p>Part No.: 23126 Extension with plug and coupling JST 15,0 m</p>
	<i>Special parts for SAU control</i>
	<p>Part No.: 21192</p> <p>Connection cable SAU light control on JST connector</p> <ul style="list-style-type: none"> - cable 0,5 m - 1 Molex connector 4 pin - 1 JST connector
	<p>Part No.: 21204</p> <p>Serial cable connection master / slave light control SAU</p> <ul style="list-style-type: none"> - Two molex connectors 4 pin - 0.5 m long
	<p>Part No.: 21147</p> <p>Termination plug for LED spots JST connector for SAU control (common minus)</p>

Subject to change - 2014

	<p>Part No.: 20903</p> <p>Termination plug for LED spots JST coupling (common plus)</p>
	<p>Part No.: 21203</p> <p>SAU control board for RGB LED 1-10 without housing, without transformer (control panel only) minus common</p>
	<p>Part No.: 21305</p> <p>SAU control for RGB LED 1-10 – Master in housing</p> <ul style="list-style-type: none"> - Incl. 7m extension cable to the first spot 7 m terminal plug - Control of 15 light scenarios via rotary encoder - Power supply cable with plug 230 VAC - Transformer 30V 42VA
	<p>Part No.: 21305-1</p> <p>SAU control for RGB LED 1-10 – Slave in housing</p> <ul style="list-style-type: none"> - Incl. 7m extension cable to the first spot 7 m terminal plug - Control of 15 light scenarios via external control signals or Master - Power supply cable with plug 230 VAC - Transformer 30V 42VA

Subject to change - 2014

	<i>Transformers for single colors</i>
	<p>Part No.: 20981</p> <ul style="list-style-type: none"> - Power supply led WDT 230VAC for max. 6x1W bulbs - Only for static colors R-G-B or white - Converter 350mA constant current - Abox025 housing with fan guard - 2m power supply cable, 230VAC - 1.1A - 7m extension JST to the first lamp (21190)
	<p>Part No.: 21459</p> <ul style="list-style-type: none"> - Power supply led WDT 24V/AC-DC - 0.5 A - Converter 350mA constant current - 1-8 x1W LED Bulbs - Only one color of R-G-B or White - Housing AK061 - 2m power supply cable, 2x0, 75mm² - 7m extension JST to the first lamp (21190)

Subject to change - 2014

	<p><i>Special Spot for 6-30V-AC/DC</i></p>
	<p>Part No.: 21863</p> <ul style="list-style-type: none"> - Light color warm white  - With built-in current control 350 mA
	<p>Part No.: 21866</p> <p>Connection cable for LED lamp Extension 1.5 m from the transformer to the spot</p>
	<p>Part No.: 21867</p> <p>Connection cable with 7 sockets from the transformer to the lamps with 7 possible disposals</p>
	<p>Part No.: 21865</p> <p>Transformer 12V 10VA 230VAC with power cable</p>

Subject to change - 2014

	<p><i>Spare parts for the installation</i></p>
	<p>Part No.: 20973</p> <p>Mounting sleeve for LED lamp WDT Mounting hole 42 mm,</p> <ul style="list-style-type: none"> - Mounting sleeve D42x113mm Art 20924 - Nut 1 1/4 " Art 17427 - EPDM rubber ring Art 17429 - PP slide ring Art 17428 - SI seal Art 19829
	<p>Part No.: 20971</p> <p>Mounting sleeve for LED lamp WDT Mounting hole 42 mm,</p> <ul style="list-style-type: none"> - Mounting sleeve D42x40mm Art 20925 - Nut 1 1/4 " Art 17427 - EPDM rubber ring Art 17429 - PP slide ring Art 17428 - SI seal Art 19829
	<p>Part No.: 20974</p> <p>Mounting sleeve for LED lamp WDT Mounting hole 42 mm, for tiled wet rooms / steam rooms</p> <ul style="list-style-type: none"> - Mounting sleeve D42x113mm Art 20924 - adapter flange Art 20976 - Hole Plug PE nature Art 21188 - 6 screws to fix the adapter flange Art 21076
	<p>Part No.: 20972</p> <p>Mounting sleeve for LED lamp WDT Mounting hole 42 mm, for tiled wet rooms / steam rooms</p> <ul style="list-style-type: none"> - Mounting sleeve D42x40mm Art 20925 - adapter flange Art 20976 - Hole Plug PE nature Art 21188 - 6 screws to fix the adapter flange Art 21076




Subject to change - 2014

	<p>Part No.: 22116-1</p> <p>Adapter flange 1 1/4 " with deepening for mounting sleeve 48mm / WDT LED spotlight</p> <p>for installation into foam boards suitable for coating</p> <ul style="list-style-type: none"> - Adapter flange Art 22116 - Hole Plug PE nature Art 21188 - Installation diagram
	<p>Part No.: 20924</p> <p>Mounting sleeve for lamp LED WDT D60mm</p> <ul style="list-style-type: none"> - Mounting hole 42 mm - Length 113mm
	<p>Part No.: 20925</p> <p>Mounting sleeve for lamp LED WDT D60mm</p> <ul style="list-style-type: none"> - Mounting hole 42 mm - Length 43mm
	<p>Part No.: 17427</p> <p>PVC nut (octagonal) 1 1/4 "</p>
	<p>Part No.: 20976-1</p> <p>Adapter flange 1 1/4 "with holes for mounting</p> <ul style="list-style-type: none"> - Adapter flange Art 20976 - Hole Plug PE nature Art 21188 - 6 screws to fix the adapter flange Art 21076

Subject to change - 2014

	<p>Part No.: 21594</p> <p>Mounting sleeve for LED lamp WDT Mounting hole 49.5 mm, for cavity walls and dry walls</p> <ul style="list-style-type: none"> - Mounting sleeve D49x40mm with screws and claws
	<p>Part No.: 22714</p> <p>Mounting sleeve for LED lamp WDT Mounting hole 49.5 mm, for saunas</p> <ul style="list-style-type: none"> - Mounting sleeve D49x40mm - With screws and claws - With PTFE ring for thermal separation of metal and wood
	<p>Part No.: 21091</p> <p>Mounting tool, for</p> <ul style="list-style-type: none"> - LED Spots - Built-in sleeves
	<p>Part No.: 17429</p> <p>EPDM rubber ring d42x10x3 mm 1-1/4 "AG</p>
	<p>Part No.: 17428</p> <p>PP slide ring 42x6x2mm</p>

Subject to change - 2014

	<p>Part No.: 19829</p> <p>Seal for shower-/steam bath illuminating Spot 48mm, transparent ID 42mm x 3mm x 0.5mm / OD 48mm</p>
	<p>Part No.: 16368</p> <p>Silicone grease retail bag</p>
	<p>Part No.: 21076</p> <p>Bag of screws SenkLiKo A4 4x30-6 piece</p>
	<p>Part No.: 21188</p> <p>Hole Plug PE natural Width plug (hole): 39.50 mm Total width: 46,00 mm Height (depth): 15,00 mm</p>

Subject to change - 2014